



THE CONNECTION

Annual Report  
FY 2020

## OUR ORGANIZATION

BUILDING SAFE, HEALTHY, CARING COMMUNITIES  
AND INSPIRING PEOPLE TO REACH THEIR FULL  
POTENTIAL AS PRODUCTIVE AND VALUED CITIZENS.

## Our Executive Team

**Lisa DeMatteis-Lepore**  
Chief Executive Officer

**Stephen K. Abshire, MPA, MBA**  
Chief Financial Officer

**Beth Connor, MBA**  
Chief Administrative Officer

**Kathy Savino, Psy.D.**  
Chief Program Officer

**Jessica Smith, LMFT**  
Deputy Chief of Business Development

**Raquel Lugo, MD**  
Medical Director

## The Connection, Inc. Board of Directors

Raymond H. Bovich, CFA, Chair

Margaret Jordan Addo, Esq., Vice Chair

John Ivimey, Esq., Treasurer

Karen Buckley, Secretary

Christine Cappiello

John LaRosa

Eileen O'Neil

## The Connection Fund, Inc. Board of Directors

Stephen Angle, Ph.D., Chair

Robert Cohn, Esq., Vice Chair

Elizabeth Bobrick, Secretary

Michael Miller, Treasurer

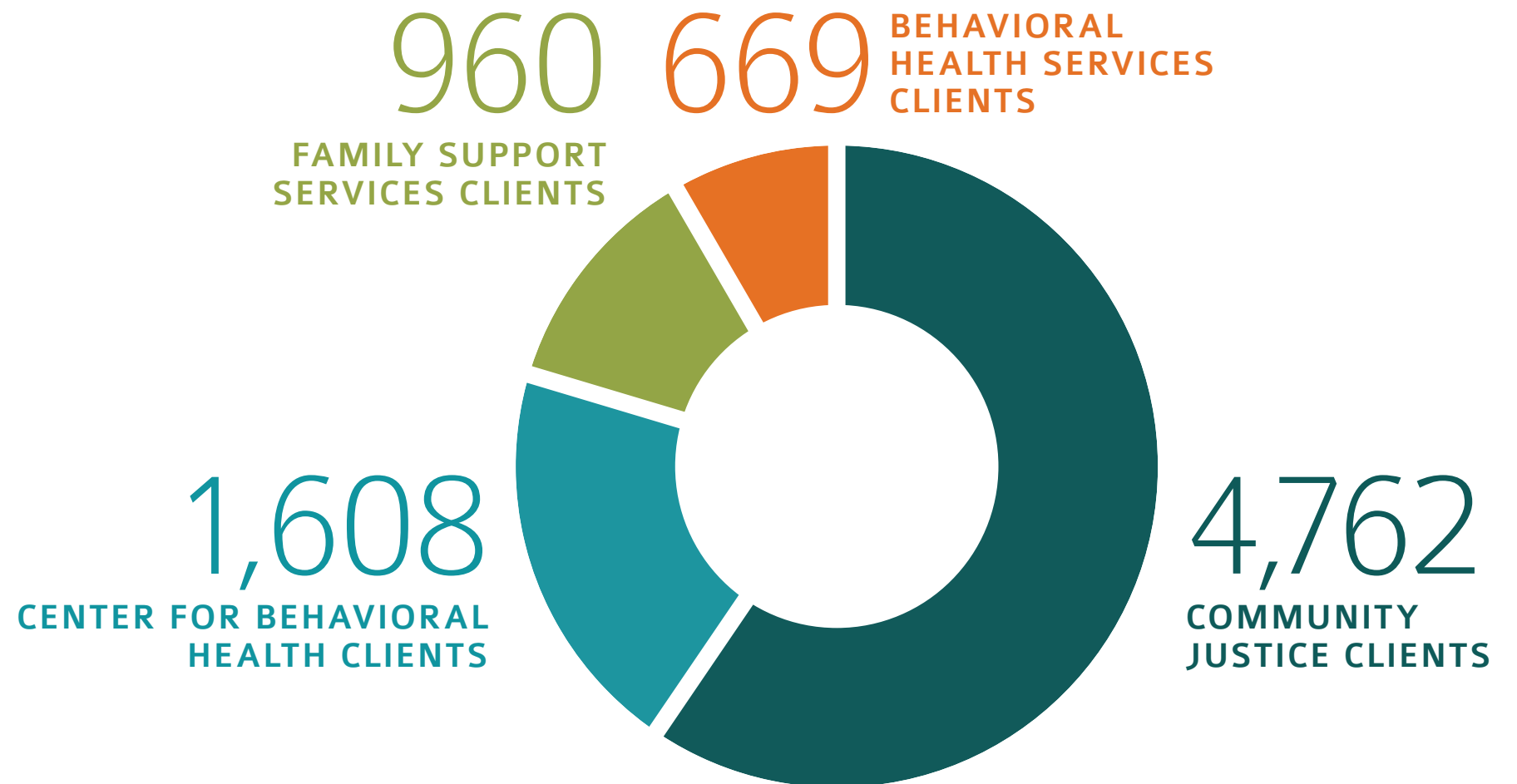
Marvin Farbman

In FY 2020, The Connection's staff assisted approximately **7,999 people** throughout Connecticut who have experienced trauma in their lives and are struggling with substance use, mental illness, homelessness, and community justice issues. In addition, through The Connection's Institute for Innovative Practice<sup>®</sup>, we connect research to practice to better serve our clients, raise awareness of societal issues, and promote sound public policy.

## PROGRAM DISTRIBUTION OF PEOPLE HELPED

FY 2020

As we encourage integrated care, many of our clients receive assistance from more than one Connection program or service.

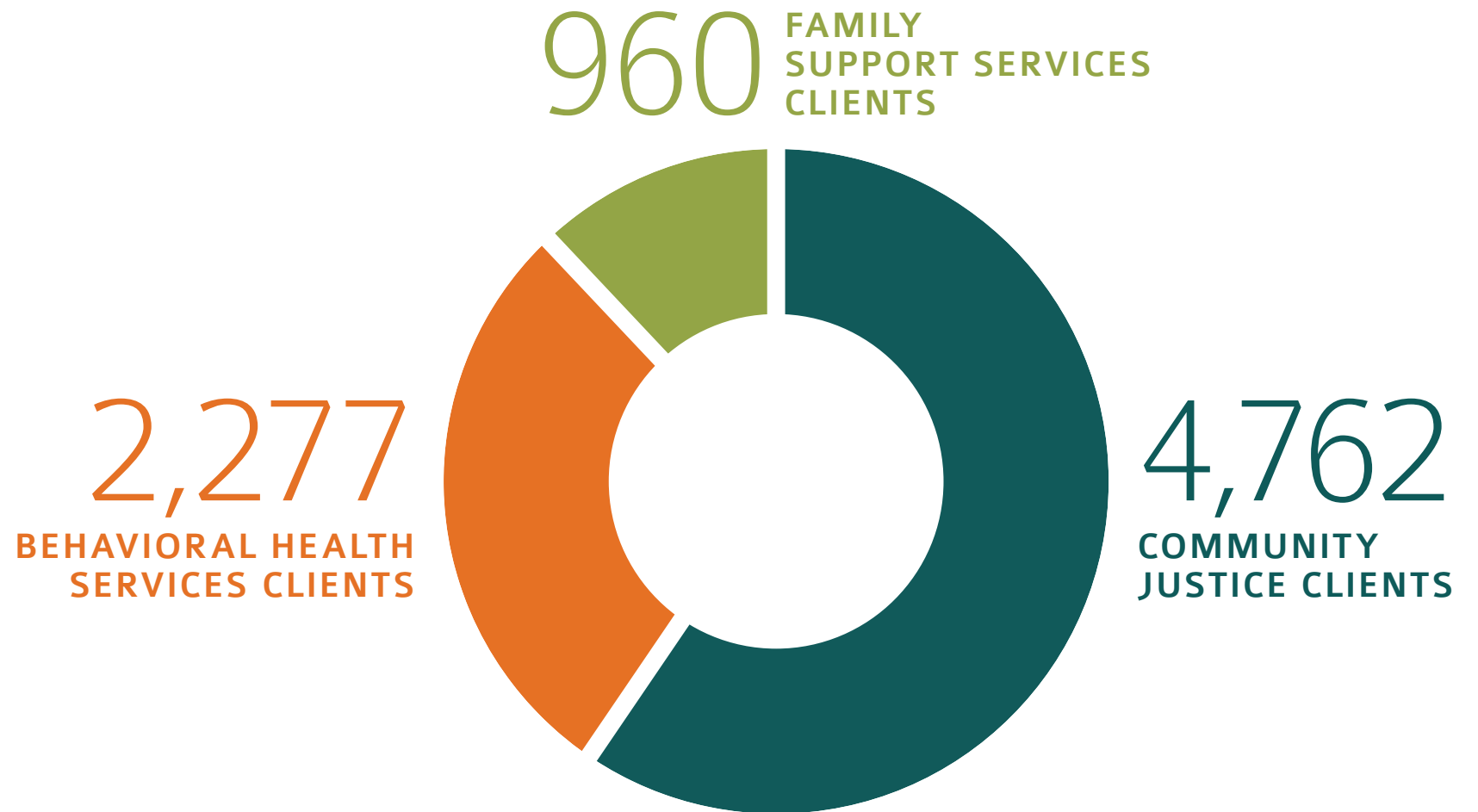


In FY 2020, The Connection's staff assisted approximately **7,999 people** throughout Connecticut who have experienced trauma in their lives and are struggling with substance use, mental illness, homelessness, and community justice issues. In addition, through The Connection's Institute for Innovative Practice<sup>®</sup>, we connect research to practice to better serve our clients, raise awareness of societal issues, and promote sound public policy.

## PROGRAM DISTRIBUTION OF PEOPLE HELPED

FY 2020

As we encourage integrated care, many of our clients receive assistance from more than one Connection program or service.

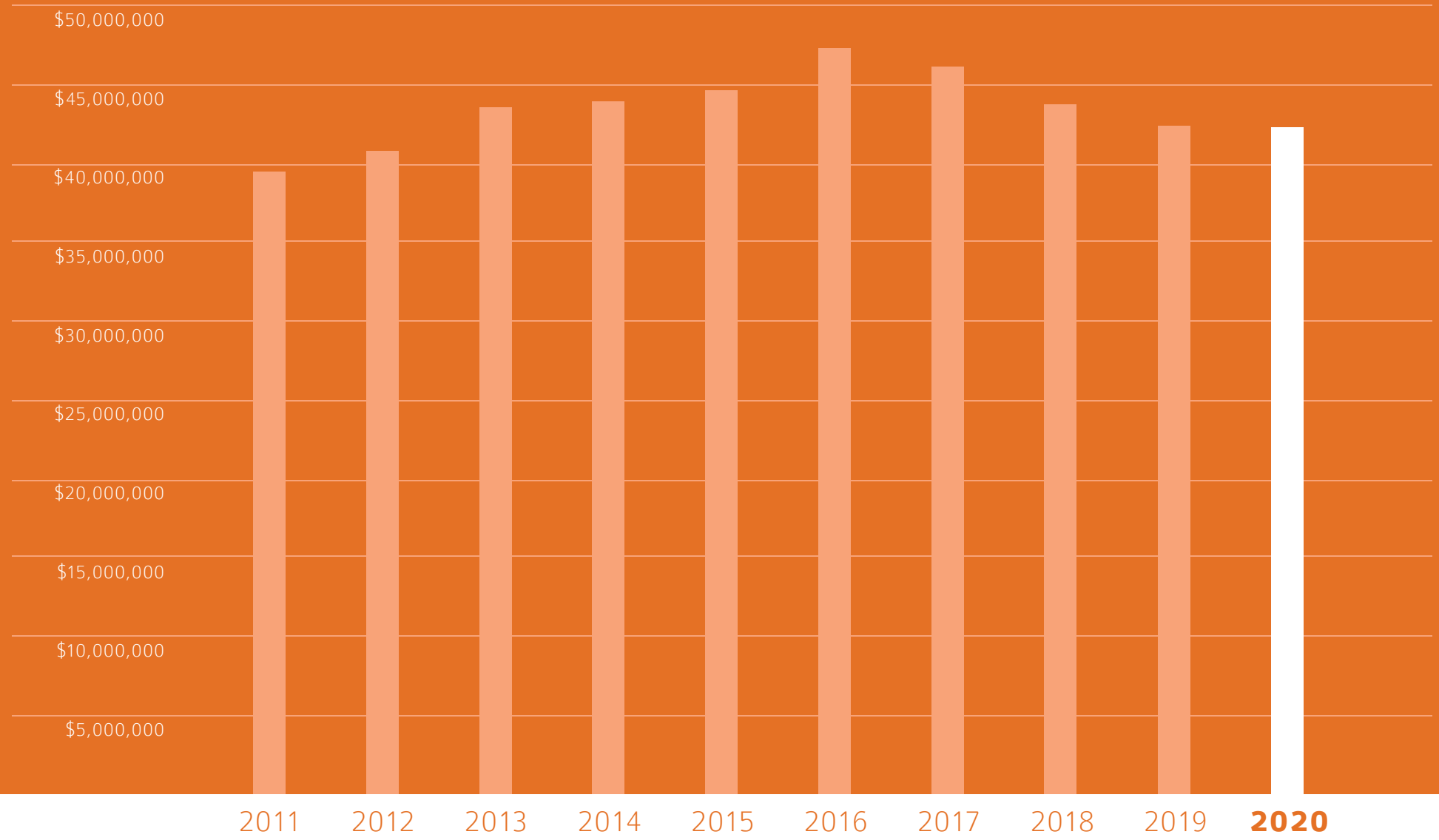




FINANCIALS

# THE CONNECTION, INC. ANNUAL SUPPORT

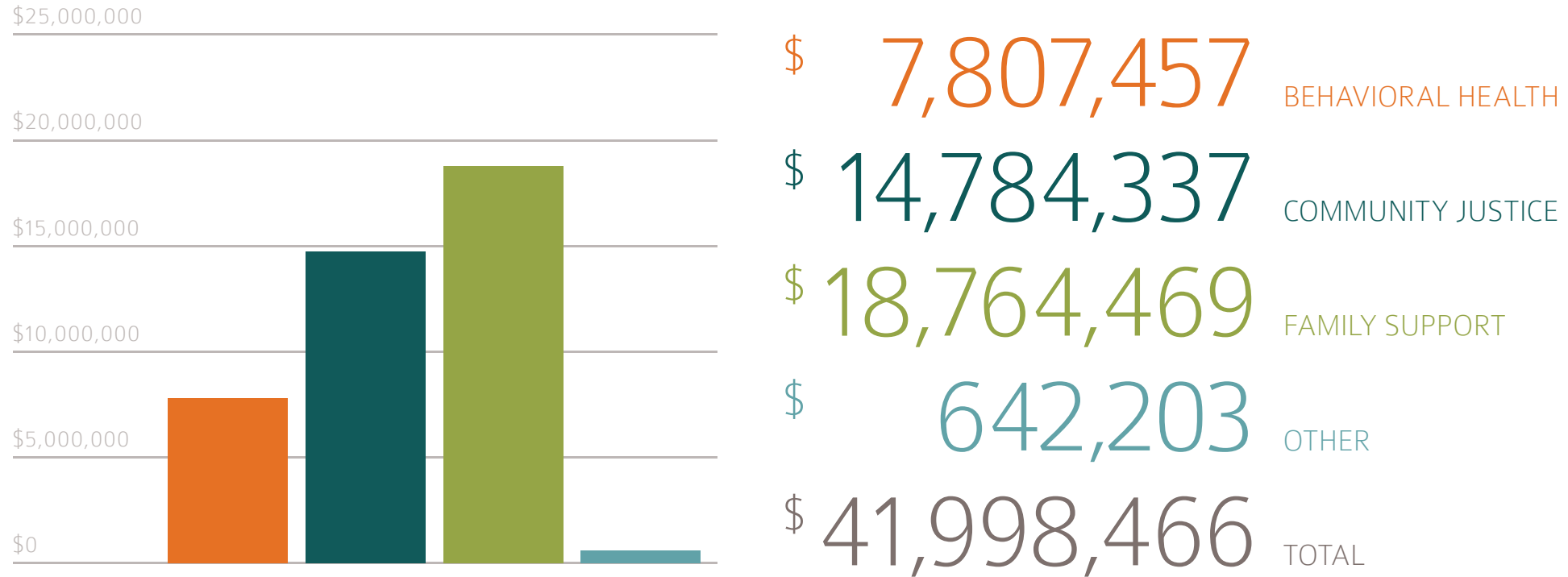
2020 DATA BASED UPON AGENCY BUDGET, FY 2011 TO FY 2020





### TOTAL GRANT EXPENDITURES BY PROGRAM AREA

FY 2020



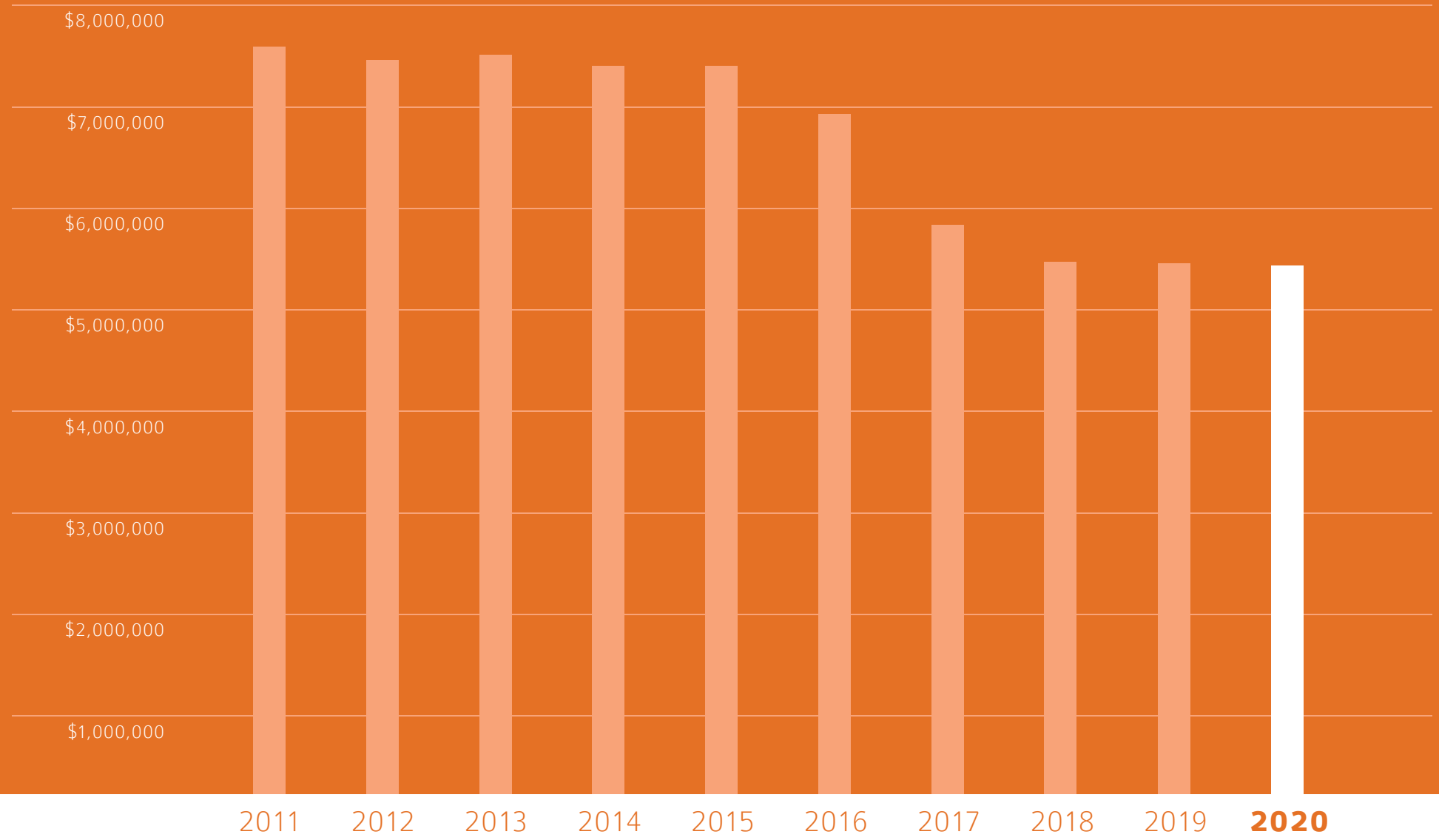
### HOW WE USE THE DOLLARS

**88%** DIRECT Services to clients and communities, including counseling, evaluations, community service work, food, housing, care, guidance, supervision and monitoring.

**12%** INDIRECT General leadership and management services including planning, program and fund development, accounting, audits, legal and personnel support, board support and community relations.

# THE CONNECTION FUND, INC. NET ASSETS

FY 2011 TO FY 2020





2020 Supporters

THANK YOU TO THE FOLLOWING CARING INDIVIDUALS,  
COMPANIES AND ORGANIZATIONS WHO SUPPORTED  
THE CONNECTION'S MISSION BY MAKING A CONTRIBUTION  
TO OUR AGENCY IN FISCAL YEAR 2020\*.







Thank You